































Rank	Competitor	Age	Club	RT	PTS	Result
1	 Swimming New South Wales A...	24	 Swimming New South Wales Aus	0.55		1:36.96 Entry: 1:45.26 <b>-8.30</b>
	Alex Quach (V)	24 (0.55)	11.76	24.14	24.14	
	Christopher Montana (V)	15 (0.22)	12.16	27.16	51.30	
	Oscar Kreutzberger (V)	18 (0.36)	11.13	24.47	1:15.77	
	Thomas Robinson (V)	22 (0.25)	09.91	21.19	1:36.96	
2	 Coast Swimming Club A	20	 Coast Swimming Club	0.60		1:37.54 Entry: 1:38.98 <b>-1.44</b>
	Jasper Cornish	19 (0.60)	12.09	24.68	24.68	
	Hara Hughes	19 (0.22)	12.16	27.22	51.90	
	Sam Kenny	20 (0.22)	10.67	23.97	1:15.87	
	Igor Rusanov	18 (0.22)	10.34	21.67	1:37.54	
3	 United Swimming Club A	30	 United Swimming Club	0.74		1:41.18 Entry: 1:39.32 <b>+1.86</b>
	Cameron Gray	22 (0.74)	12.10	24.21	24.21	
	MacAllister Clark	23 (0.22)	12.55	27.94	52.15	
	Mohamed Masoud	30 (0.45)	11.00	24.65	1:16.80	
	Daniel Ecclestone	15 (0.33)	11.62	24.38	1:41.18	
4	 Coast Swimming Club B	21	 Coast Swimming Club	0.61		1:41.27 Entry: 1:43.18 <b>-1.91</b>
	William Delamare	17 (0.61)	12.79	26.04	26.04	
	Sam Brown	21 (0.12)	12.37	27.90	53.94	
	Brendan Visser	19 (0.41)	11.00	24.24	1:18.18	
	Liam Curling	16 (0.45)	11.26	23.09	1:41.27	
5	 North Shore Swimming Club A	22	 North Shore Swimming Club	0.66		1:41.60 Entry: 1:43.52 <b>-1.92</b>
	Samuel Poching	22 (0.66)	13.00	26.29	26.29	
	Benson Li	19 (0.40)	12.74	28.23	54.52	
	Jacob Humphries	16 (0.78)	11.29	24.77	1:19.29	
	Henry Williams	22 (0.31)	10.73	22.31	1:41.60	
6	 South Australia A	20	 South Australia	0.59		1:41.71 Entry: 1:41.72 <b>-0.01</b>
	Noah Pronk (V)	19 (0.59)	12.95	26.16	26.16	
	Harrison Biddell (V)	20 (0.21)	12.54	27.81	53.97	
	Oscar Dingwall (V)	16 (0.37)	11.44	25.41	1:19.38	
	Fred Hassell (V)	16 (0.52)	10.88	22.33	1:41.71	
7	 Wharenui Swim Club B	30	 Wharenui Swim Club	0.58		1:43.23 Entry: 1:49.59 <b>-6.36</b>
	Harrison James	18 (0.58)	12.80	26.04	26.04	
	Joel Verran	19 (0.19)	13.09	29.55	55.59	
	William Campbell	30 (0.28)	11.06	24.96	1:20.55	
	Luke Manderson	16 (0.28)	10.77	22.68	1:43.23	
8	 Nga Tai Tuatea a Taraika Swim...	21	 Nga Tai Tuatea a Taraika Swimm	0.59		1:43.83 Entry: 1:46.46 <b>-2.63</b>
	Alessandro Esposito	21 (0.59)	12.44	25.43	25.43	
	Luojingxi Chen	16 (0.31)	13.29	29.22	54.65	
	Zachary Alexander	18 (0.33)	11.42	25.56	1:20.21	
	Charlie Dickison	15 (0.38)	11.32	23.62	1:43.83	
9	 Kiwi ASC A	18	 Kiwi ASC	0.54		1:44.42 Entry: 1:47.13 <b>-2.71</b>
	Alfie Weatherston Harvey	17 (0.54)	13.10	26.21	26.21	
	Liam Rees	18 (0.44)	13.42	29.40	55.61	
	Neo Salomonsson	16 (0.54)	10.94	24.01	1:19.62	
	Taka Sugiyama	18 (0.23)	12.00	24.80	1:44.42	
10	 North Shore Swimming Club B	24	 North Shore Swimming Club	0.62		1:45.08 Entry: 1:45.03 <b>+0.05</b>
	John Quirk	22 (0.62)	13.15	26.73	26.73	
	Danny Sun	15 (0.54)	13.23	29.08	55.81	
	Nemanja Markovic	17 (0.49)	11.65	25.57	1:21.38	
	Louis Clark	24 (0.38)	11.19	23.70	1:45.08	
11	 Tawa Swimming Club A	16	 Tawa Swimming Club	0.53		1:45.88 Entry: 1:48.54 <b>-2.66</b>
	Jack McPhail	15 (0.53)	13.35	27.34	27.34	
	Frederick Mills	15 (0.37)	12.86	28.88	56.22	
	Jaeci Yee	15 (0.10)	11.49	26.03	1:22.25	
	Roman Anderson	16 (0.25)	11.15	23.63	1:45.88	
12	 UWA-West Coast Swimming C...	21	 UWA-West Coast Swimming Club	0.67		1:46.67 Entry: 1:48.31 <b>-1.64</b>
	Mitchell Lourey (V)	18 (0.67)	13.44	26.98	26.98	
	Lucas Wilson (V)	21 (0.43)	13.37	16.05	43.03	
	Jake Foster (V)	17	25.78	39.69	1:22.72	
	Julian Leone (V)	21 (0.40)	11.33	23.95	1:46.67	
13	 Tahiti A	19	 Tahiti	0.63		1:47.38 Entry: 1:46.00 <b>+1.38</b>
	Paolo Grolli (V)	13 (0.63)	14.02	28.61	28.61	
	Nael Roux (V)	19 (0.32)	12.51	28.19	56.80	
	Sosthene Videau (V)	18 (0.26)	11.56	26.05	1:22.85	

Toahei Tihoni (V) 14 (0.11) 11.66 24.53 1:47.38


14	 North Shore Swimming Club C	18		North Shore Swimming Club			0.58	1:48.10 Entry: 1:46.55 +1.55		
				Toby Hewertson	18 (0.58)	13.33			27.38	27.38
				Elwin Bao	17 (0.35)	13.01			28.79	56.17
				Riley Hurbuns	17 (0.44)	12.86			28.05	1:24.22
				Luke Jackson	18 (0.39)	11.60			23.88	1:48.10



15	 Porirua City Aquatics A	18		Porirua City Aquatics			0.63	1:48.65 Entry: 1:48.83 -0.18		
				Jayden Ng	15 (0.63)	14.29			29.41	29.41
				Joseph Reiher	18 (0.38)	13.01			28.79	58.20
				Eric Yuan	17 (0.42)	11.76			25.97	1:24.17
				Felix Thomas	16 (0.29)	11.49			24.48	1:48.65


16	 Wharenui Swim Club A	18		Wharenui Swim Club			0.56	1:48.73 Entry: 1:46.12 +2.61		
				Tyson Lynch	17 (0.56)	13.39			27.28	27.28
				Sam McAlister	18 (0.13)	13.65			30.61	57.89
				Hylton Stracey	15 (0.31)	12.11			26.64	1:24.53
				Mun Jager	17 (0.43)	11.56			24.20	1:48.73


17	 Howick Pakuranga A	17		Howick Pakuranga			0.59	1:49.10 Entry: 1:49.64 -0.54		
				YiFan Zhang	15 (0.59)	13.39			26.90	26.90
				Rick Zhao	15 (0.48)	13.54			29.89	56.79
				Samuel Asiata	17 (0.69)	12.66			27.25	1:24.04
				Aidan Taylor	16 (0.18)	11.89			25.06	1:49.10



18	 Jasi Swim Club A	20		Jasi Swim Club			0.62	1:50.33 Entry: 1:50.43 -0.10		
				Ethan Cone	20 (0.62)	13.64			27.70	27.70
				Curtis Shanks	18 (0.34)	13.96			30.90	58.60
				Nico Solodi	19 (0.37)	12.03			26.38	1:24.98
				Zachary Horton	14 (0.47)	11.21			25.35	1:50.33



19	 St Paul's Swimming Club A	17		St Paul's Swimming Club			0.59	1:50.89 Entry: 1:47.41 +3.48		
				Lachlan Collins	15 (0.59)	13.73			27.80	27.80
				Max Cryer	15 (0.46)	14.83			32.36	1:00.16
				Josiah Joyce	16 (0.26)	12.20			26.80	1:26.96
				Corne Diener	17 (0.45)	11.63			23.93	1:50.89

20	 Pirates Swim Team A	18		Pirates Swim Team			0.81	1:51.84 Entry: 1:53.10 -1.26		
				Alexander McElrea	14 (0.81)	14.61			29.23	29.23
				Ewan O'Connor-Close	16 (0.49)	14.88			32.36	1:01.59
				Declan Broadfoot	15 (0.00)	12.23			26.56	1:28.15
				Ionatana BakerSefo	18 (0.24)	11.34			23.69	1:51.84


21	 Nga Tai Tuatea a Taraika Swim...	22		Nga Tai Tuatea a Taraika Swimm			0.55	1:51.95 Entry: 1:55.49 -3.54		
				Charlie Madar-Leuluai	14 (0.55)	13.63			28.16	28.16
				Curtis Mellsop	22 (0.29)	14.03			31.10	59.26
				William Tye	14 (0.53)	12.06			26.55	1:25.81
				Harvey Revell	14 (0.29)	12.72			26.14	1:51.95

22	 Triton Swim Club A	18		Triton Swim Club			0.64	1:53.80 Entry: 1:56.15 -2.35		
				Taylor Potter	17 (0.64)	15.30			30.39	30.39
				Harold Yu	14 (0.27)	15.01			33.17	1:03.56
				Brian Ren	15 (0.27)	11.90			26.60	1:30.16
				Hamish Inwood	18 (0.34)	11.35			23.64	1:53.80

23	 Tawa Swimming Club B	19		Tawa Swimming Club			0.69	1:54.10 Entry: 1:56.89 -2.79		
				Eli Adams	19 (0.69)	14.94			30.05	30.05
				Justin Zhang	15 (0.31)	14.16			31.13	1:01.18
				Lucas Commerford	16 (0.66)	12.35			27.28	1:28.46
				Rhyan Yan	15 (0.33)	12.24			25.64	1:54.10

24	 Porirua City Aquatics B	15		Porirua City Aquatics			0.72	1:58.43 Entry: 2:00.48 -2.05		
				Justin Wang	15 (0.72)	15.08			30.39	30.39
				Asher Thomas	15 (0.29)	13.94			30.68	1:01.07
				Victor Yu	15 (0.97)	13.95			30.14	1:31.21
				Cody Chen	14 (0.36)	13.26			27.22	1:58.43

25	 SwimZone Racing A	17		SwimZone Racing			0.60	2:00.65 Entry: 2:02.25 -1.60		
				Daniel Brown	13 (0.60)	15.33			31.28	31.28
				Jonathan Cui	13 (0.31)	16.93			37.56	1:08.84
				Yusuke Reid	14 (0.23)	12.60			27.77	1:36.61
				Kayne Howat	17 (0.22)	11.33			24.04	2:00.65

-	 Club 37 A	26		Club 37			0.56	DSQ		
				Jack Hendy	24 (0.56)					DSQ
				Lewis Clareburt	26 (0.24)					
				Ryan Peck	19 (0.40)					
				Harrison Klouwens	19 (0.36)					